hybrid pro kit

Hybrid Pro Modular Kit 15

File @ 25% of actual size
Dye Sub Graphic Panel A, B, F
Total Graphic Area: 51.125 x 98.375"h
Finished Graphic Area: 47.125"w x 94.375"h

Dye Sub Graphic Panel C, E, G
Total Graphic Area: 27.56 x 98.375"h
Finished Graphic Area: 23.56"w x 94.375"h

Dye Sub Graphic Panel D
Total Graphic Area: 19.4375 x 98.375"h
Finished Graphic Area: 15.4375"w x 94.375"h

Dye Sub Graphic Structure H and I
Top (Double sided) Panel H
Total Graphic Area: 243.375"w x 28"h
Finished Graphic Area: 233.375"w x 24"h
We recommend that the inside be a solid color or pattern.

Side 1 (Double sided) Panel I (Left)
Total Graphic Area: 122.932"w x 28"h
Finished Graphic Area: 110.932"w x 24"h

Side 2 (Double sided) Panel I (Right)
Total Graphic Area: 122.932"w x 28"h
Finished Graphic Area: 110.932"w x 24"h

Please be sure to include a 2" bleed around the perimeter of panel B, C, D, E, F, G.

Please be sure to include a 5" bleed around the perimeter of the fabric structure A.

Please design the hybrid counter artwork on a separate template.

Please consider obstructions and spaces created by the extrusions when designing your graphics.

General Artwork Guidelines
- cmyk color mode
- do not embed images, supply them
- resolution must be 100-120ppi
- all fonts must be created to outlines
- do not design any critical elements near the extrusions or on the corner curve

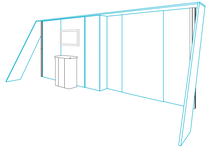
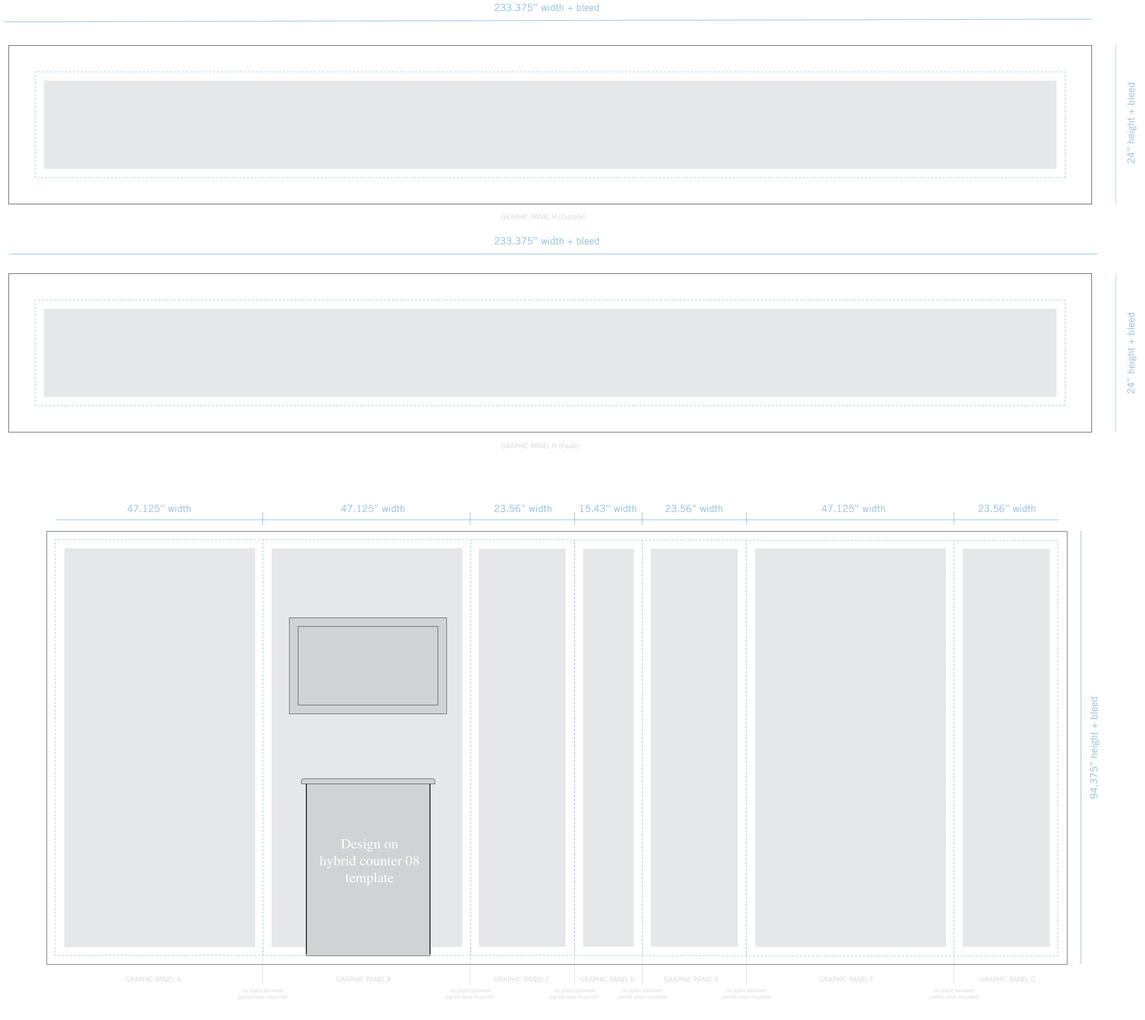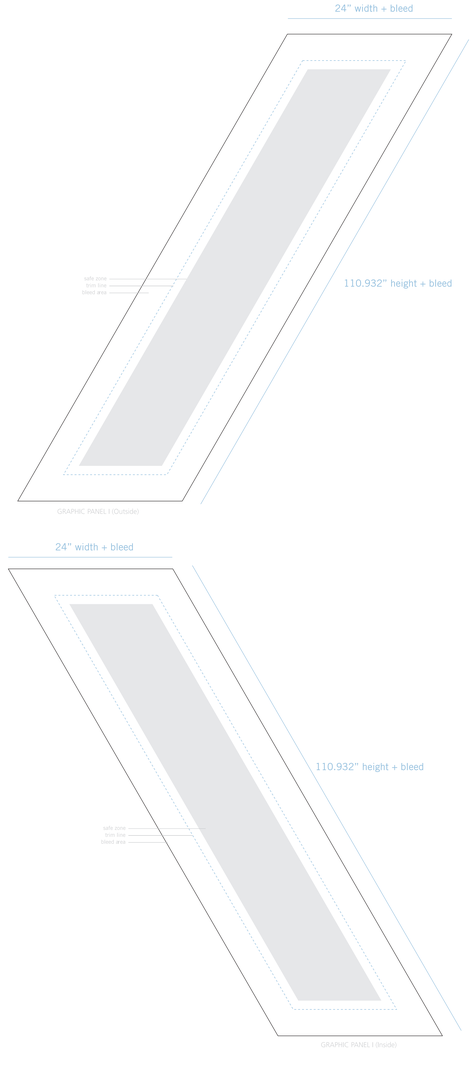
beautiful DISPLAYS
2010 Hancock Street
San Diego, CA 92110
800.697.4670
info@beautifuldisplays.com