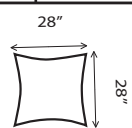
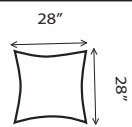
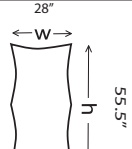
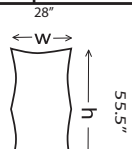
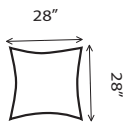


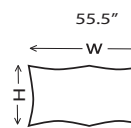
A	Skin	Size
		28" x 28"
		W H
	1x1 Flat Front	1x1 Flat Front Shown as it will appear on the Xpressions unit

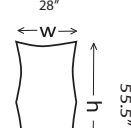
B	Skin	Size
		28" x 28"
		W H
	1x1 Flat Front	1x1 Flat Front Shown as it will appear on the Xpressions unit

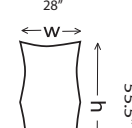
C	Skin	Size
		28" x 55.5"
		W H
	1X2 Flat	1x2 Flat Shown as it will appear on the Xpressions unit

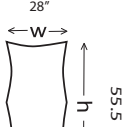
D	Skin	Size
		28" x 55.5"
		W H
	1X2 Flat	1x2 Flat Shown as it will appear on the Xpressions unit

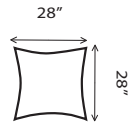
E	Skin	Size
		28" x 28"
		W H
	1x1 Flat Front	1x1 Flat Front Shown as it will appear on the Xpressions unit

F	Skin	Size
		55.5" x 28"
		W H
	2X1 Flat	2X1 Flat Shown as it will appear on the Xpressions unit

G	Skin	Size
		28" x 55.5"
		W H
	1X2 Flat	1x2 Flat Shown as it will appear on the Xpressions unit


H	Skin	Size
		28" x 55.5"
		W H
	1X2 Flat	1x2 Flat Shown as it will appear on the Xpressions unit

I	Skin	Size
		28" x 55.5"
		W H
	1X2 Flat	1x2 Flat Shown as it will appear on the Xpressions unit

J	Skin	Size
		28" x 28"
		W H
	1x1 Flat Back	1x1 Flat Back Shown as it will appear on the Xpressions unit

Please add a 1.5" bleed on all sides of each file submitted.

It is recommended that all text and borders be 2" from the finish size



**Focus Area Key**  
focus area is always 3"-5" inside edge of all four sides on all skin styles and sizes

see xpressions-snap.com for details

# xpressions **SNAP!**™ Setup Guide

## • File Setup •

FOR GENERAL FILE SETUP CONSULT THE FULL FILE PREP GUIDELINE AT:

<http://xpressions-snap.com/guidelines.htm>

For all XSnap skins we require **1.5" of bleed OVERALL (.75" on all sides)**. If bleed is not provided to us we will do our best to add/clone your artwork when applicable. If not, we will need to bleed out your image to ensure we have enough for print/finishing. See example below:

Artwork provided  
w/out bleed



Image bled out  
for print size



Finished Size



## • X-Factor •

Due to the nature of the Xpressions® graphics, we recommend keeping all artwork elements you do not want distorted (ie text, logos, or faces) 3-5" in on all sides. Examples below:

5" in - least amount  
of distortion



3" in - distortion  
becomes more apparent



1" in - distortion  
very noticeable



\*PLEASE NOTE IF DISTORTION IS INTENDED AS PART OF DESIGN\*