

“Wave” Video Wall

Heavy-duty 50mm aluminum frames are coupled with stretch, zipper pillowcase fabric graphics to create flowing, uniquely-shaped curved walls and architectural structures that are ideal for tradeshow, events, corporate environments and interior spaces. With a variety of options, you can mix and match with our other fabric structures to create the ideal display, booth or environment.



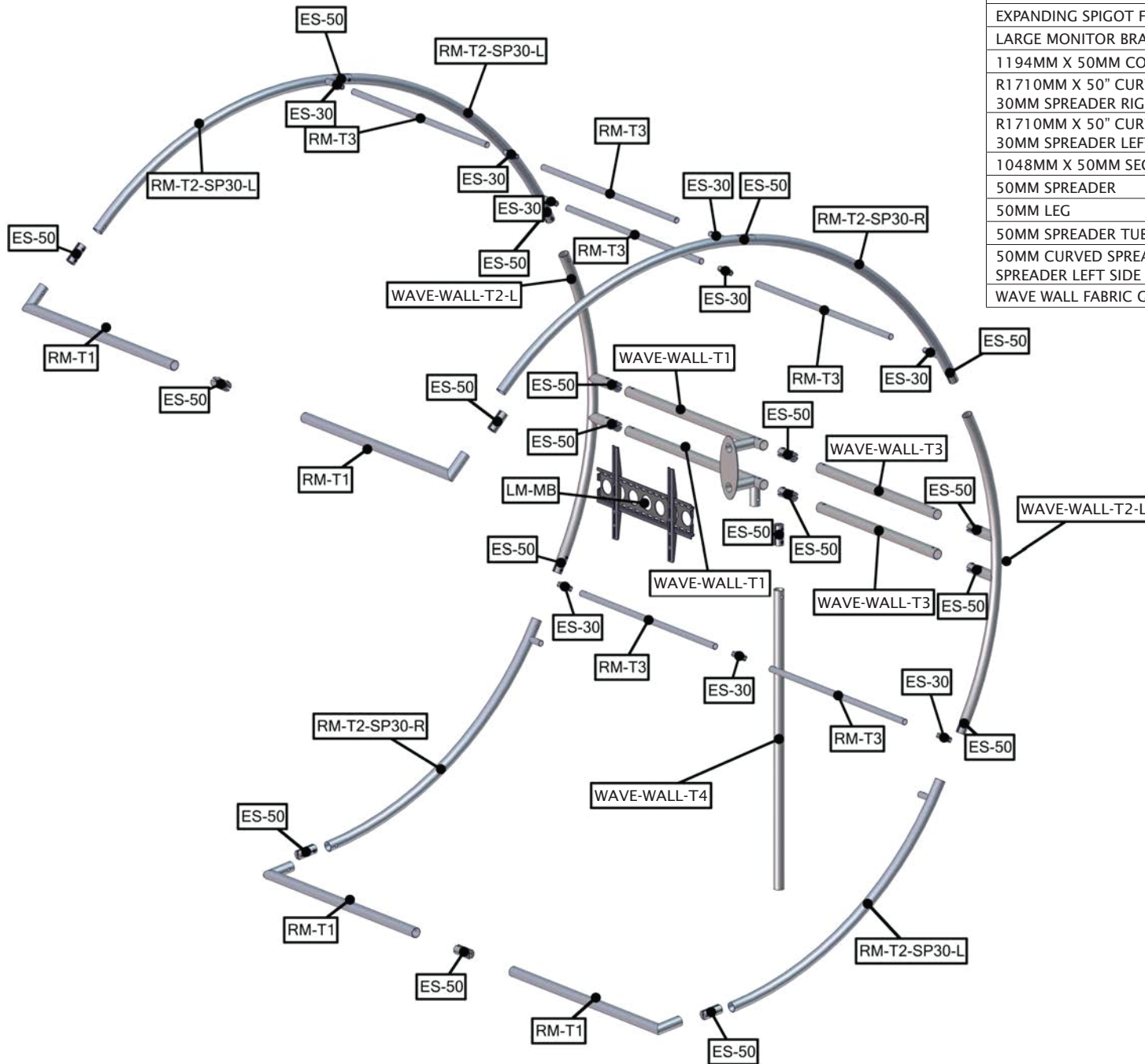
features and benefits:

- Heavy-duty 50mm curved aluminum tube frames with support legs
- Organic C-shaped multimedia display
- One wall included. Easily add more surf walls for an even bigger impact!
- Kit includes: one frame, one dye-sublimated zipper pillowcase graphic, large monitor mount, two wheeled molded storage cases
- Lifetime hardware warranty against manufacturer defects

dimensions:

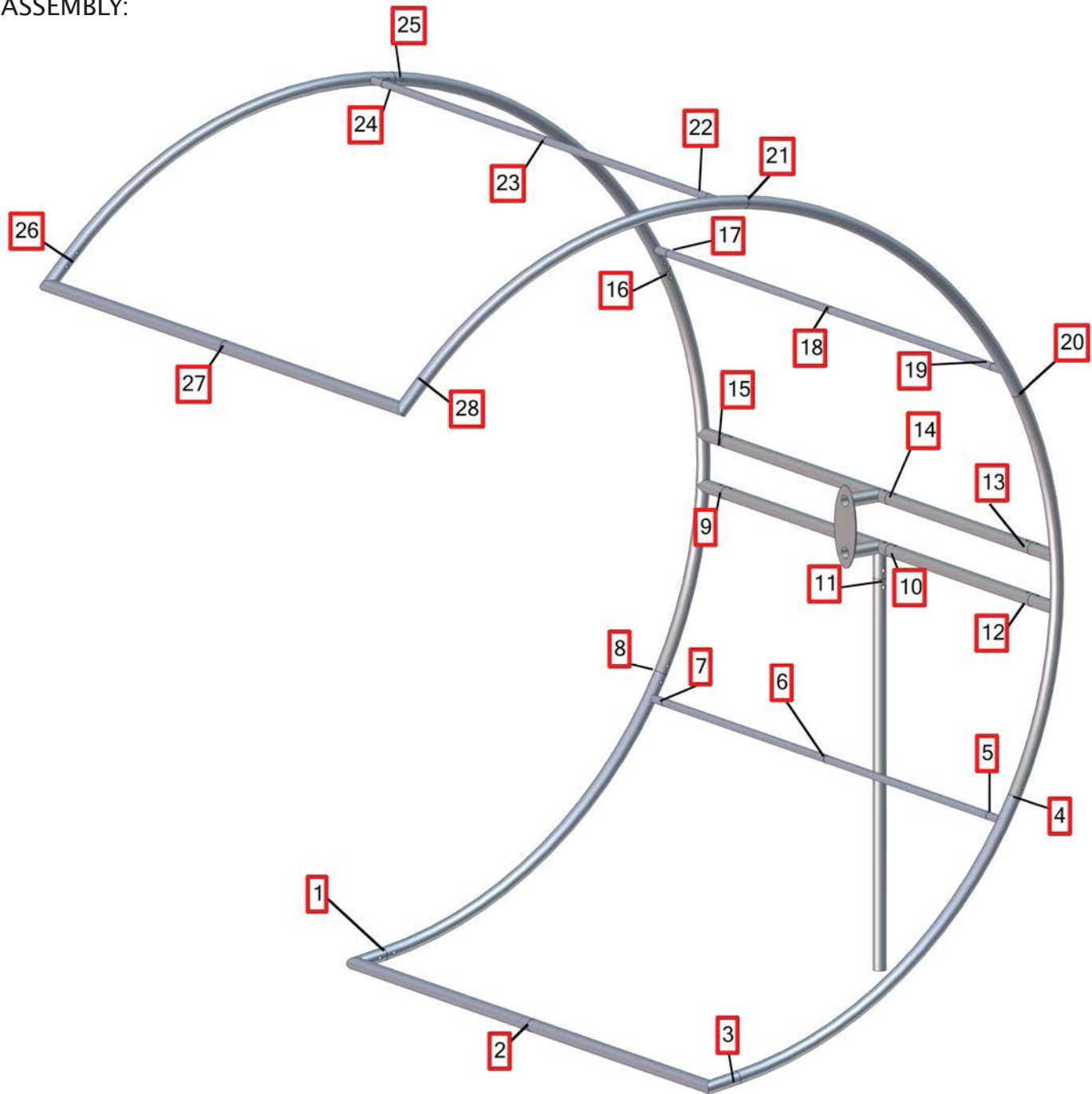
Hardware	Graphic
<p>Assembled unit: 92"w x 136.6875"h x 120.9375"d 2337mm(w) x 3472mm(h) x 3072mm(d)</p> <p>Large monitor mount: 42" / 50 lbs max</p> <p>Approximate weight (includes graphic): 120.57 lbs / 55 kg</p>	<p>Total visual area: Outside: 92"w x 271.6"h 2337mm(w) x 6899mm(h)</p> <p>Inside: 92"w x 263"h 2337mm(w) x 5994mm(h)</p> <p>Refer to related graphic template for more information.</p>
Shipping	<p>Graphic material: Dye-sublimated zipper pillowcase fabric</p> <p>*Monitor not included</p>
<p>Shipping dimensions - ships in two cases: 1 case: 19"l x 19"w x 56"h 1 case: 52"l x 30"w x 15"h</p> <p>Approximate shipping weight (with cases): 171.57 lbs / 77.8 kg</p>	

We are continually improving and modifying our product range and reserve the right to vary the specifications without prior notice. All dimensions and weights quoted are approximate and we accept no responsibility for variance. E&OE. See Graphic Templates for graphic bleed specifications.

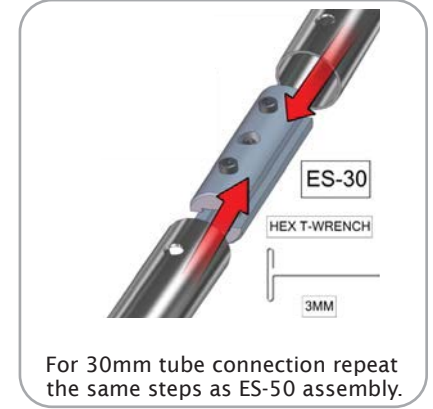
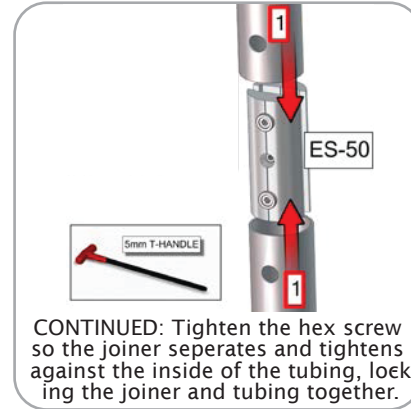
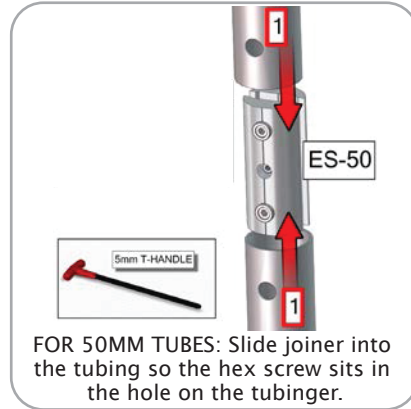
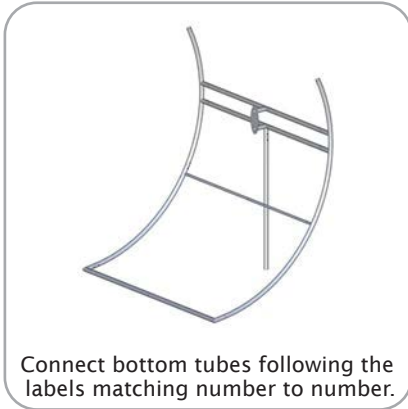


Parts Included		
Part Label	Qty	Part Code
EXPANDING SPIGOT FOR 30MM TUBE	x9	ES-30
EXPANDING SPIGOT FOR 50MM TUBE	x19	ES-50
LARGE MONITOR BRACKET	x1	LM-MB
1194MM X 50MM CORNER SECTION	x4	RM-T1
R1 710MM X 50" CURVED TUBE SECTION WITH 30MM SPREADER RIGHT SIDE	x3	RM-T2-SP30-R
R1 710MM X 50" CURVED TUBE SECTION WITH 30MM SPREADER LEFT SIDE	x3	RM-T2-SP30-L
1048MM X 50MM SECTION	x6	RM-T3
50MM SPREADER	x2	WAVE-WALL-T3
50MM LEG	x1	WAVE-WALL-T4
50MM SPREADER TUBE WITH MONITOR PLATE	x1	WAVE-WALL-T1
50MM CURVED SPREADER TUBE WITH (2) 50MM SPREADER LEFT SIDE	x2	WAVE-WALL-T2-L
WAVE WALL FABRIC GRAPHIC	x1	WAVE-WALL-G

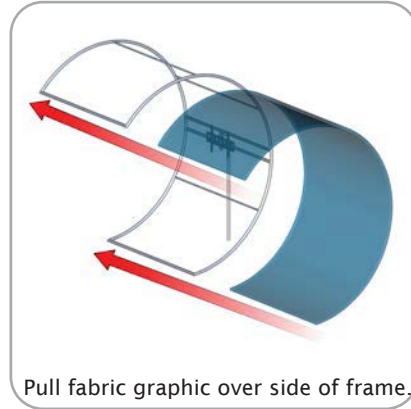
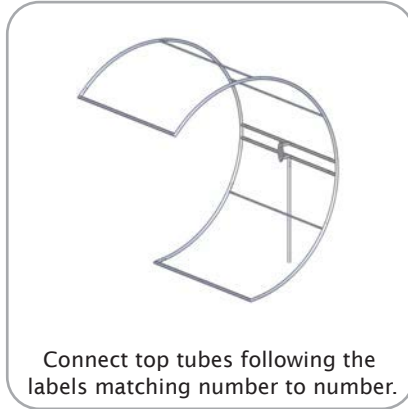
"WAVE" WALL FRAME ASSEMBLY:



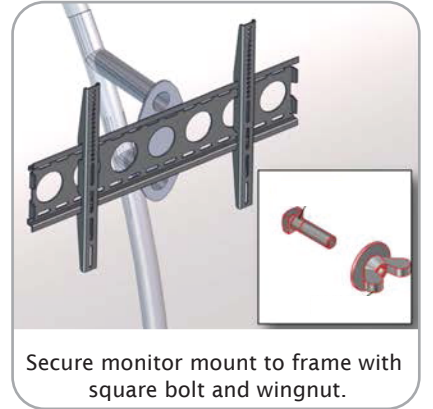
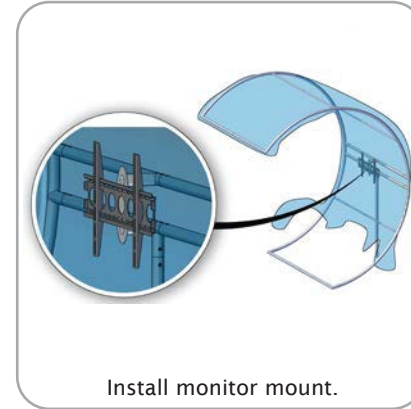
STEP 1: ASSEMBLE FRAME



STEP 2: ATTACH GRAPHIC



STEP 3: MONITOR MOUNT



STEP 4: ZIP GRAPHIC

